

Hydra



Management



[Board Reports](#)



[Cost Reports](#)



[Dashboard Reports](#)



[Favourite Reports](#)



[Resource Reports](#)



[Risks & Issues Reports](#)



[Support Reports](#)



[Timesheet Report](#)

Reports


Showing live status at every level

Hydra. Planning for success

Get ready to be in the know!

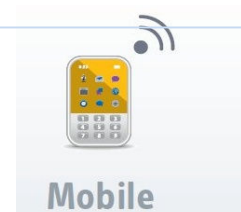
Hydra Reporter, a leading Portfolio, Project and Resource Management Solution gives you all the information you need...

“At the click of a button”



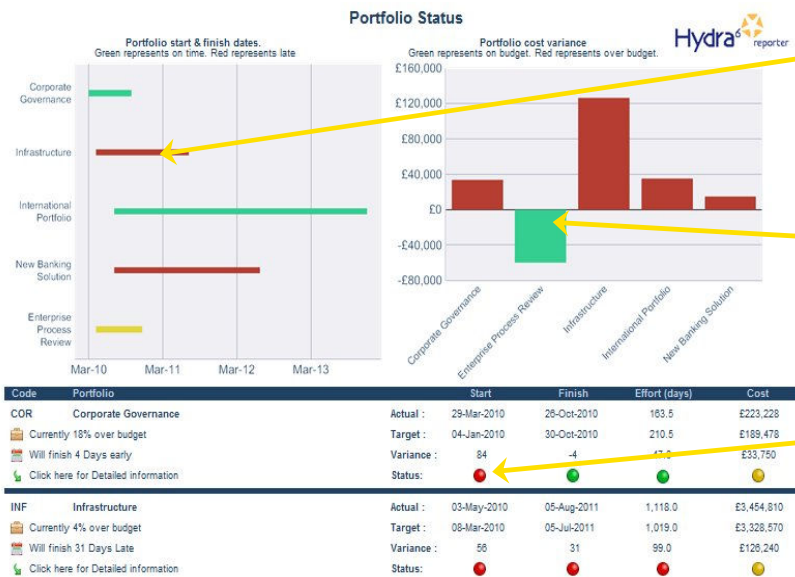
Real time reporting

- A wide range of portfolio, project and resource reports
- Customisable dashboards , reports and charts
- Report to all levels of your organisation
- Modify reports in word and excel
- Distribute by email to laptops and via mobile devices
- Schedule reports via email and publish to mobile devices
- Create your own reports quickly and easily
- Report on your other business systems (e.g. finance and HR)
- Easy to use
- **Up and running in one day!**



Hydra. Planning for success

Assess Portfolio and Program Performance in an instant



Status Dashboards

Stay informed and make decisions faster using a range of portfolio status information

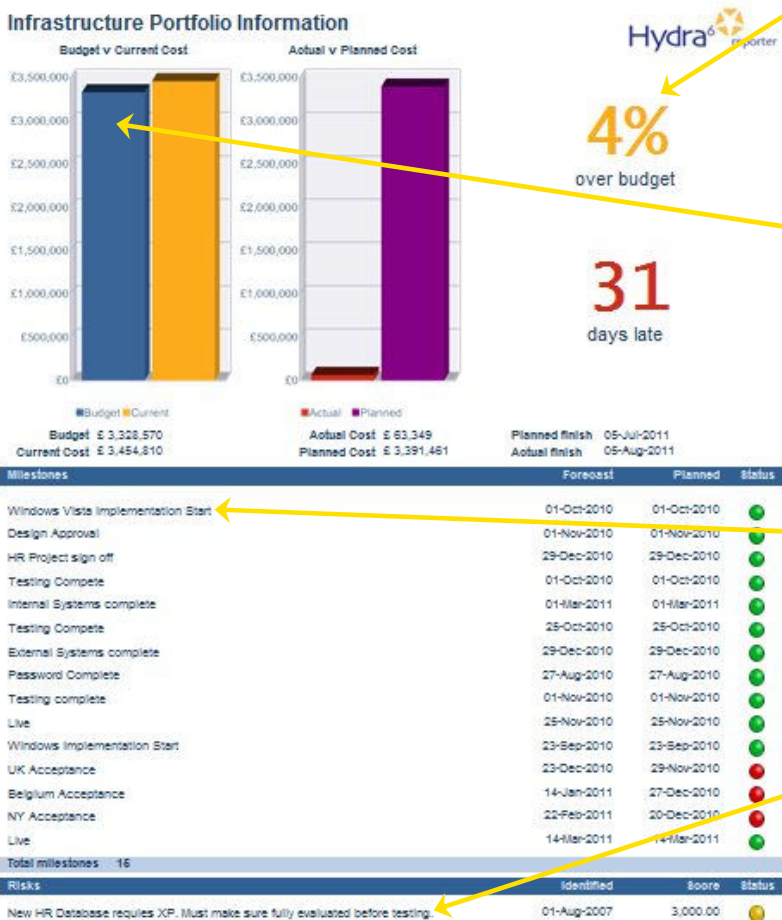
Control Expenditure

Clear, accurate charts enable you to analyse cost variances by portfolio, division, project and work stream

Manage by exception

Indicators provide visual references to enable fast decisions

Drill Down Reports for Instant Analysis



Clear Indicators

Clear RAG indicators for budget and finish status provide swift summaries of key information

Avoid Surprises

Visibility of portfolio and project expenditure ensures you are in the know and able to take action

Hit More Milestones

All your milestones in one place so you can see where things are going to slip. Managing by exception enables your business to focus effort where its needed

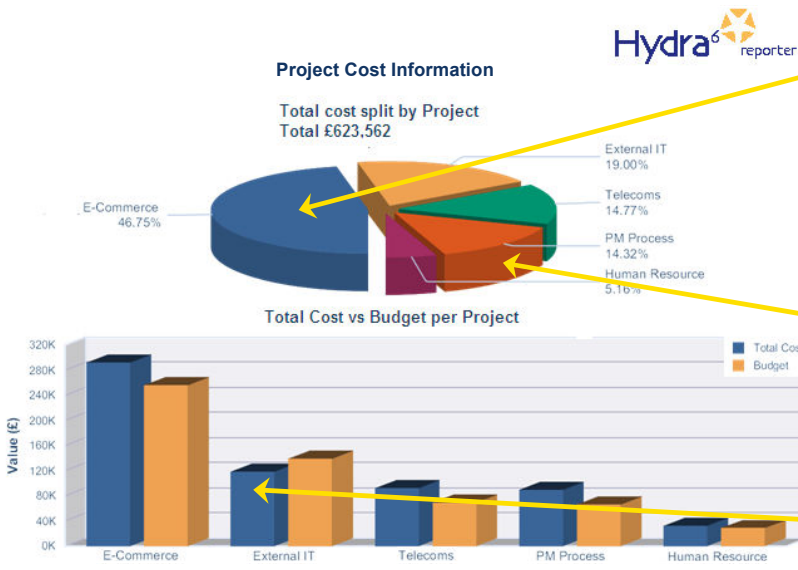
Manage Risks and Issues

Consolidated risk and issue logs present clear summaries of where the biggest problems lie. In Hydra you can see all of the information one place.

Download our free evaluation and see for yourself

Hydra. Planning for success

Take control of Project Costs



On Time: On Budget

Reports clearly display project cost and budget information, showing you which projects need more attention to hit targets

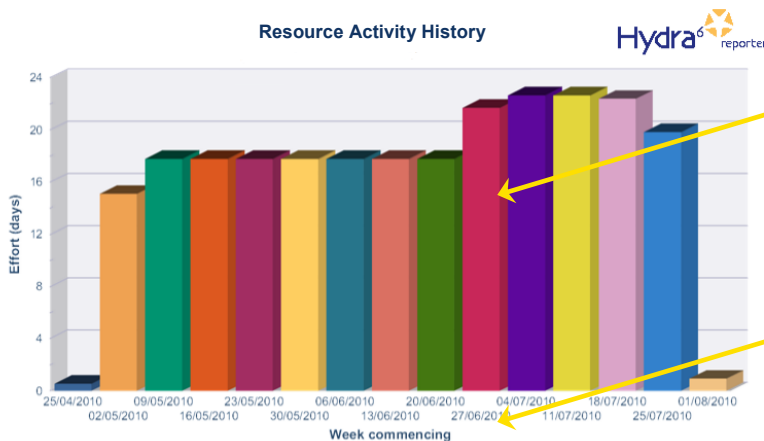
Customisable Display

Easy to modify graphical displays enable users to quickly change the views and see data in a variety of graphical formats

Information: Fast

Drillable reports get you to the information you need easily

Utilise Resource More Effectively

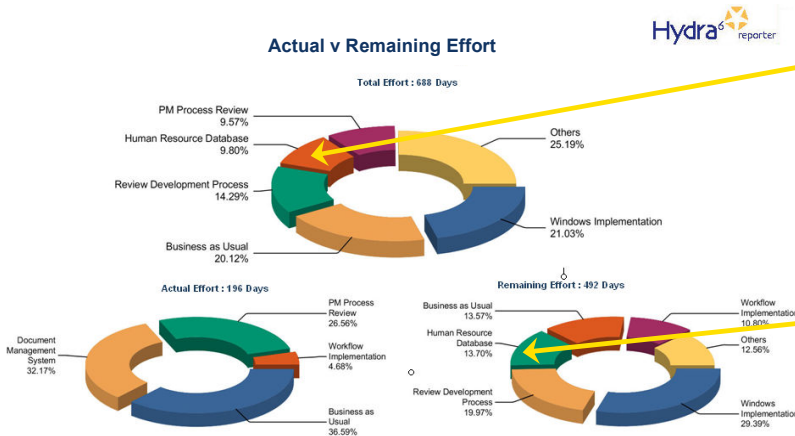


Improve Utilisation

Quickly get up to date on what your resources have been working on. View teams, departments or individuals all in one click

Resource efficient

By knowing what your resources are working and when they have availability you can get more out of your teams



Realistic planning

In Hydra its easier to predict end dates by having a clear picture of what has been completed and what remains to be done

10% more productive

On average Hydra customers achieve payback in 6 months or less through improved resource planning and better information

Ask for a demonstration of the key features

Hydra. Planning for success

All the information you could ever need— just a sample!



Cost Reports



Actual v Remaining Cost



Current v Budget Cost



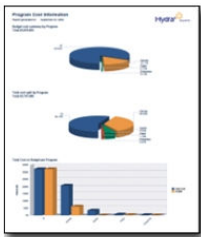
Earned Value




Task Cost Variance



Dashboard Reports



Cost Dashboard



Effort Dashboard



Milestone Dashboard



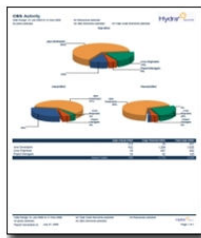
Status Dashboard



Resource Reports




Capacity v Demand



Effort by Team



Resource Activity History



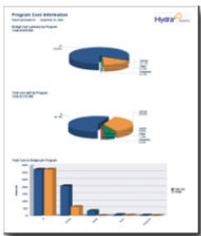
Resource Activity



Board Reports




Board Status Dashboard



Project Status Cost



Issues details



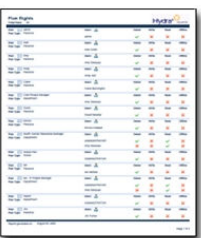
Risk dashboard



Support Reports



Code Usage



Plan Rights



Snapshot Status



Timesheet Information



Favourite Reports

Create your own reports




Find out how our reporting can deliver a payback in 6 months

Hydra. Planning for success

Create, Customise, Schedule and Distribute

Easy to use

Creating reports in Hydra is easy. Customisation is also simple and reports can be annotated and edited in familiar applications such as Word and Excel




crystal reports.



Laptop



PDA



Mobile


Anywhere, Anytime

Distributing reports is easy and can be sent via email to laptops and opened on mobile devices.

Up and Running in ONE DAY

- Hydra reports are so easy to use you will be up and running quickly
- Report to all levels of your organisation with just one click
- Customise and create your own reports after just one day

Try Hydra for free and see for yourself!



Hydra Management Limited

Riverview Court, Castlegate, Wetherby, LS22 6LE, United Kingdom

Tel: +44 (0)1937 589560 Fax: +44 (0)1937 584087

<http://www.hydra-management.com>

info@hydra-management.com